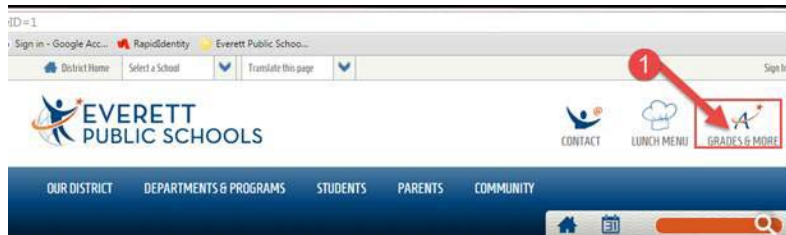


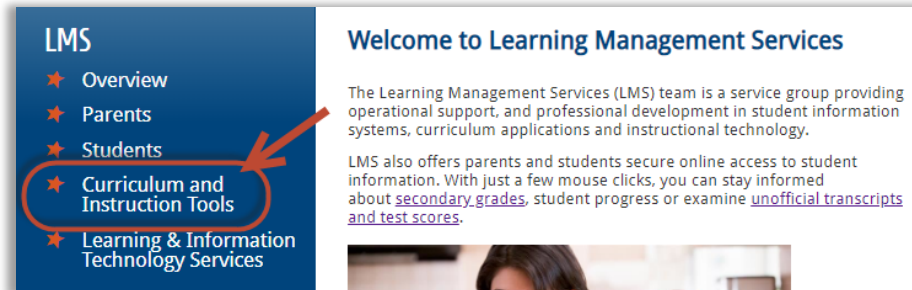
When “at home”-

Pearson EasyBridge at home access requires a log in.

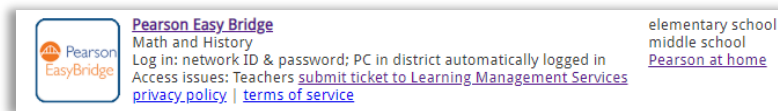
Select the Grades&More icon on any page of the district or school websites




On the left-hand navigation panel (blue section), click on Curriculum and Instruction Tools.



Select “Pearson Easy Bridge” from the list.



Don't forget the link on the Students Tools page available at every school's website.



Depending on individual computer set up at home – students may need to add to their log in name the following information:

User name: Everett\ID#

- then network password (same password used to log on to a computer at school)

Note: If there is more than one Pearson user per household – you may need to delete cache and browsing history or use a different browser before the next user can log in. Chrome Incognito may also help alleviate this issue. Learn how to [clear cache](#).